



ASBK.COM.AU f t i y

# Winton Motor Raceway : OFFICIAL TEST : April 11 & 12

## SUPERBIKE

### Practice 4

Date: 11/04/17  
 Event: P11  
 Weather: Sunny - 21.7C  
 Track: Dry - 32.5C

Started at: 15:26:24  
 Laps: 30 Min  
 Starters: 17  
 Printed at: 16:07

## CLASSIFICATION

Pos	No	Name	Machine	Fastest Lap	On Lap	Behind Prev	Behind Leader	Top Speed
1	65	Cru HALLIDAY (NSW) / Yamaha Finance / Yamaha Insurance / Ipone	Yamaha YZF-R1	1:21.132	16 of 16			242
2	25	Daniel FALZON (SA) / JD Racing / Caterpillar / YRT / Slime Australia / Mainline Dynolog Dyno.	Yamaha YZF-R1	1:21.331	8 of 8	.199	.199	239
3	47	Wayne MAXWELL (VIC) / Yamaha Racing Team	Yamaha YZF-R1	1:21.563	10 of 16	.232	.431	242
4	21	Josh WATERS (VIC) / Team Suzuki ECSTAR / AirRoad / Pirelli / Swann Ins. / Pepper Money	Suzuki GSX-R	1:21.622	18 of 18	.059	.490	248
5	24	Robert BUGDEN (QLD) / Kawasaki BCperformance / Kawasaki Motors Aust. / Iceberg Enterprises	Kawasaki ZX10R	1:22.456	7 of 17	.834	1.324	242
6	67	Bryan STARING (WA) / Crankt Protein Honda Racing / Honda Genuine / Pirelli / Alpinestars	Honda CBR RR	1:22.572	14 of 17	.116	1.440	239
7	178	Michael BLAIR (NSW) / Yamaha YRT / Gosford Classic Car Museum / Ipone / YMI / John Singleton Grp	Yamaha YZF-R1	1:23.102	17 of 17	.530	1.970	243
8	20	Alex PHILLIS (VIC) / Race Dynamics Aprilia / Be A Racer	Yamaha YZF-R1	1:23.241	5 of 14	.139	2.109	247
9	56	Troy GUENTHER (QLD) / Saint Unbreakable / BMW	BMW S RR	1:23.259	3 of 15	.018	2.127	245
10	83	Kyle BUCKLEY (QLD) / Kawasaki BCperformance / Kawasaki Motors Aust. / Iceberg Enterprises	Kawasaki ZX10R	1:23.799	7 of 17	.540	2.667	245
11	12	Matt WALTERS (NSW) / Swann Insurance / Kawasaki Aust. / Repsol / Rover Coaches / RST / Raceart	Kawasaki ZX10R	1:23.836	9 of 10	.037	2.704	239
12	50	Callum SPRIGGS (QLD) / Ducati Aust. / QBE Insurance / Pirelli / Motul / Gibson Freight / INOX	Ducati Panigale	1:24.085	5 of 16	.249	2.953	242
13	1	Troy HERFOSS (QLD) / Crankt Protein Honda Racing / Honda Genuine / Pirelli / Alpinestars	Honda CBR RR	1:25.098	8 of 8	1.013	3.966	235
14	6	Brendan McINTYRE (NSW) / Western M-cycles Sydney / Ric Pobjoy Racing / Motul Oils / RK Chains	Suzuki GSX-R	1:25.934	5 of 6	.836	4.802	233
15	68	Mitch LEVY (NSW) / ATR / YRD	Yamaha YZF-R1	1:26.151	11 of 14	.217	5.019	241
16	22	Trent GIBSON (VIC)	Yamaha YZF-R1	1:26.187	14 of 15	.036	5.055	235
17	78	Nathan SPITERI (VIC) / Livson TBR / Konnect / Repsol Oil / RST / LS2 / Viking Mini Loaders	Kawasaki ZX10R	1:27.672	4 of 13	1.485	6.540	231

Current best lap for SBK class - 1:20.405 by Troy HERFOSS (NSW) on a Honda CBR RR SP set on 22/09/16



*Scott Laing*  
 Chief Time Keeper - Scott Laing

Clerk of Course - Simon Maas

Computime Race Timing Systems Pty Ltd © 1996  
 Licensed to Computime Race Timing Systems

[www.computime.com.au](http://www.computime.com.au)

COMPUTIME RACE TIMING SYSTEMS PTY LTD





ASBK.COM.AU f t i y

# Winton Motor Raceway : OFFICIAL TEST : April 11 & 12

## SUPERBIKE

### Practice 4

Date: 11/04/17  
 Event: P11  
 Weather: Sunny - 21.7C  
 Track: Dry - 32.5C



Started at: 15:26:24  
 Laps: 30 Min  
 Starters: 17  
 Printed at: 16:07

### LAP TIMES

No	Name	Lap 1	Lap 2	Lap 3	Lap 4	Lap 5	Lap 6	Lap 7	Lap 8	Lap 9	Lap 10
1	Troy HERFOSS (QLD)	1:35.106	1:25.900	2:24.285	1:30.744	2:53.895	16:15.200	1:29.386	<b>1:25.098</b>		
6	Brendan McINTYRE (NSW)	1:38.662	1:28.585	1:26.511	1:26.158	<b>1:25.934</b>	1:26.093				
12	Matt WALTERS (NSW)	1:41.189	1:36.515	1:24.493	1:24.128	1:24.492	12:36.044	1:46.061	1:25.213	<b>1:23.836</b>	1:25.028
20	Alex PHILLIS (VIC)	1:40.947	1:26.838	1:24.812	1:25.632	<b>1:23.241</b>	10:24.262	1:31.022	1:24.428	1:24.248	1:24.323
	10	1:23.262	1:23.715	1:23.628	1:23.842						
21	Josh WATERS (VIC)	1:45.900	1:24.718	1:23.586	1:39.463	1:30.192	1:32.216	4:54.888	1:29.144	1:23.370	2:04.551
	10	1:33.694	1:23.062	1:25.160	4:28.125	1:38.644	1:22.387	1:21.772	<b>1:21.622</b>		
22	Trent GIBSON (VIC)	1:42.353	1:28.865	1:28.045	1:27.496	3:05.957	6:48.977	1:33.994	1:27.683	1:26.991	1:26.570
	10	3:34.770	1:33.008	1:27.032	<b>1:26.187</b>	1:26.287					
24	Robert BUGDEN (QLD)	1:35.929	1:25.555	1:23.594	1:23.924	1:22.943	1:23.399	<b>1:22.456</b>	12:54.040	1:43.693	1:30.931
	10	1:23.882	1:23.226	1:23.623	1:23.576	1:23.438	1:23.897	1:23.507			
25	Daniel FALZON (SA)	3:34.682	1:34.753	12:35.535	1:42.937	1:24.870	1:21.766	1:21.953	<b>1:21.331</b>		
47	Wayne MAXWELL (VIC)	1:30.274	1:22.923	1:22.395	1:22.706	1:22.477	9:07.898	1:28.408	1:22.284	1:21.834	<b>1:21.563</b>
	10	1:22.163	1:21.598	2:30.141	1:29.453	1:21.693	1:21.664				
50	Callum SPRIGGS (QLD)	1:33.963	1:26.172	1:26.058	1:24.157	<b>1:24.085</b>	1:24.170	1:24.110	7:11.666	1:39.662	1:27.211
	10	1:24.679	1:31.524	1:30.835	3:44.503	2:22.550	1:30.850				
56	Troy GUENTHER (QLD)	1:29.902	1:23.567	<b>1:23.259</b>	1:23.611	1:36.333	8:30.378	1:33.641	1:24.102	1:24.534	1:32.835
	10	1:23.951	1:34.928	3:23.598	3:30.297	1:32.149					
65	Cru HALLIDAY (NSW)	1:44.474	1:26.913	1:22.688	1:22.577	1:22.227	1:22.569	6:12.590	1:28.634	1:22.601	1:22.057
	10	1:21.896	1:22.314	5:05.343	1:37.805	1:21.615	<b>1:21.132</b>				
67	Bryan STARING (WA)	1:35.090	1:24.158	1:26.338	1:24.716	10:25.412	1:31.063	1:23.200	1:22.809	1:22.729	2:32.359
	10	1:32.258	1:23.306	1:22.601	<b>1:22.572</b>	2:18.758	1:33.512	1:22.852			
68	Mitch LEVY (NSW)	1:36.521	1:28.854	1:26.921	1:27.450	1:29.229	9:16.427	1:34.103	1:26.796	1:26.871	1:26.253
	10	<b>1:26.151</b>	2:38.166	1:32.074	1:27.675						
78	Nathan SPITERI (VIC)	1:40.949	1:28.534	1:28.146	<b>1:27.672</b>	2:52.955	8:12.003	1:36.609	1:28.208	1:28.010	1:28.056
	10	1:28.419	1:28.042	1:32.620							
83	Kyle BUCKLEY (QLD)	1:34.663	1:26.235	1:24.569	1:24.490	1:24.174	1:24.360	<b>1:23.799</b>	6:53.129	1:29.790	1:24.180
	10	1:23.862	1:24.015	1:24.133	1:24.955	1:24.812	1:24.698	1:24.997			
178	Michael BLAIR (NSW)	1:31.440	1:31.065	1:23.890	1:23.213	1:23.239	1:23.112	8:41.347	1:27.636	1:32.461	1:33.435
	10	2:20.365	1:32.354	1:23.699	2:24.650	1:27.370	1:23.260	<b>1:23.102</b>			

*Scott Laing*  
 Chief Time Keeper - Scott Laing

Clerk of Course - Simon Maas



Computime Race Timing Systems Pty Ltd © 1996  
 Licensed to Computime Race Timing Systems

[www.computime.com.au](http://www.computime.com.au)

COMPUTIME RACE TIMING SYSTEMS PTY LTD



ASBK.COM.AU f t i y

# Winton Motor Raceway : OFFICIAL TEST : April 11 & 12

## SUPERBIKE

### Practice 4

Date: 11/04/17  
 Event: P11  
 Weather: Sunny - 21.7C  
 Track: Dry - 32.5C


Started at: 15:26:24  
 Laps: 30 Min  
 Starters: 17  
 Printed at: 16:07

## SPLIT TIMES

Lap	Split 1	Split 2	Split 3	Split 4	Lap Time	Spd	Lap	Split 1	Split 2	Split 3	Split 4	Lap Time	Spd
<b>1 Troy HERFOSS (QLD) (13th)</b>							13	11.572	14.310	30.809	26.937	1:23.628	243
1	16.729	17.696	32.829	27.852	1:35.106 P		14	11.520	14.331	30.915	27.076	1:23.842	245
2	11.723	<b>14.637</b>	31.553	27.987	1:25.900	231	<b>21 Josh WATERS (VIC) (4th)</b>						
3	11.680	15.417	31.429	1:25.759	2:24.285	234	1	26.731	17.589	33.383	28.197	1:45.900 P	
4	14.833	16.264	32.325	<b>27.322</b>	1:30.744 P		2	11.970	14.444	30.928	27.376	1:24.718	244
5	<b>11.505</b>	14.936	35.814	1:51.640	2:53.895	235	3	11.523	14.216	30.646	27.201	1:23.586	245
6	16.078	17.034	40.029	15:02.059	16:15.200 P		4	13.238	18.396	40.150	27.679	1:39.463	246
7	14.845	15.285	31.729	27.527	1:29.386 P		5	11.614	14.371	35.219	28.988	1:30.192	246
8	11.621	14.733	<b>31.345</b>	27.399	<b>1:25.098</b>	233	6	11.522	14.188	35.087	31.419	1:32.216	245
<b>6 Brendan McINTYRE (NSW) (14th)</b>							7	13.228	17.739	35.612	3:48.309	4:54.888	245
1	19.657	16.416	33.488	29.101	1:38.662 P		8	14.544	15.141	31.981	27.478	1:29.144 P	
2	12.347	15.282	32.425	28.531	1:28.585	225	9	11.612	14.183	30.555	27.020	1:23.370	243
3	12.161	14.899	31.533	27.918	1:26.511	227	10	11.484	14.652	31.437	1:06.978	2:04.551	243
4	12.146	<b>14.690</b>	31.597	<b>27.725</b>	1:26.158	230	11	17.803	16.311	32.210	27.370	1:33.694 P	
5	<b>11.939</b>	14.851	<b>31.294</b>	27.850	<b>1:25.934</b>	233	12	11.579	14.076	30.317	27.090	1:23.062	244
6	11.983	14.795	31.454	27.861	1:26.093	231	13	11.372	14.139	30.448	29.201	1:25.160	244
<b>12 Matt WALTERS (NSW) (11th)</b>							14	11.457	14.074	30.141	3:32.453	4:28.125	245
1	21.221	15.986	32.370	31.612	1:41.189 P		15	19.430	17.856	33.800	27.558	1:38.644 P	
2	12.911	17.200	37.841	28.563	1:36.515	203	16	11.537	13.991	30.089	26.770	1:22.387	245
3	11.903	14.439	30.832	<b>27.319</b>	1:24.493	236	17	11.288	<b>13.896</b>	29.983	26.605	1:21.772	246
4	11.824	14.291	30.676	27.337	1:24.128	239	18	<b>11.250</b>	13.956	<b>29.850</b>	<b>26.566</b>	<b>1:21.622</b>	248
5	11.662	14.329	30.718	27.783	1:24.492	233	<b>22 Trent GIBSON (VIC) (16th)</b>						
6	14.867	17.576	34.875	11:28.726	12:36.044	238	1	21.833	16.810	34.582	29.128	1:42.353 P	
7	29.104	16.905	32.130	27.922	1:46.061 P		2	12.407	15.238	33.032	28.188	1:28.865	229
8	11.905	14.600	31.217	27.491	1:25.213	237	3	12.250	15.088	32.452	28.255	1:28.045	232
9	<b>11.529</b>	<b>14.260</b>	<b>30.618</b>	27.429	<b>1:23.836</b>	237	4	12.190	14.958	32.161	28.187	1:27.496	232
10	11.610	14.452	30.885	28.081	1:25.028	236	5	11.992	14.945	32.272	2:06.748	3:05.957	232
<b>20 Alex PHILLIS (VIC) (8th)</b>							6	16.890	15.652	33.947	5:42.488	6:48.977 P	
1	17.122	17.420	36.439	29.966	1:40.947 P		7	16.349	15.894	33.163	28.588	1:33.994 P	
2	12.372	14.780	31.755	27.931	1:26.838	236	8	12.371	15.014	32.315	27.983	1:27.683	230
3	11.824	14.440	31.345	27.203	1:24.812	242	9	12.015	14.878	32.130	27.968	1:26.991	234
4	12.363	14.831	31.439	26.999	1:25.632	247	10	<b>11.813</b>	14.907	31.980	27.870	1:26.570	235
5	11.536	<b>14.104</b>	<b>30.588</b>	27.013	<b>1:23.241</b>	245	11	11.823	15.187	32.934	2:34.826	3:34.770	235
6	11.635	14.586	33.725	9:24.316	10:24.262	245	12	16.327	15.599	32.724	28.358	1:33.008 P	
7	15.151	15.376	32.399	28.096	1:31.022 P		13	12.225	14.914	31.874	28.019	1:27.032	233
8	11.672	14.371	31.164	27.221	1:24.428	245	14	11.851	<b>14.669</b>	<b>31.858</b>	<b>27.809</b>	<b>1:26.187</b>	233
9	11.666	14.385	31.033	27.164	1:24.248	246	15	11.848	14.705	31.868	27.866	1:26.287	233
10	11.604	14.366	30.931	27.422	1:24.323	245	<b>24 Robert BUGDEN (QLD) (5th)</b>						
11	<b>11.500</b>	14.333	30.603	<b>26.826</b>	1:23.262	243	1	17.736	16.278	32.956	28.959	1:35.929 P	
12	11.539	14.286	30.781	27.109	1:23.715	247	2	12.393	14.621	30.971	27.570	1:25.555	234

*Scott Laing*  
 Chief Time Keeper - Scott Laing

Clerk of Course - Simon Maas



Computime Race Timing Systems Pty Ltd © 1996  
 Licensed to Computime Race Timing Systems

[www.computime.com.au](http://www.computime.com.au)

COMPUTIME RACE TIMING SYSTEMS PTY LTD



ASBK.COM.AU f t i y

# Winton Motor Raceway : OFFICIAL TEST : April 11 & 12

## SUPERBIKE

### Practice 4

Date: 11/04/17  
 Event: P11  
 Weather: Sunny - 21.7C  
 Track: Dry - 32.5C


Started at: 15:26:24  
 Laps: 30 Min  
 Starters: 17  
 Printed at: 16:07

## SPLIT TIMES

Lap	Split 1	Split 2	Split 3	Split 4	Lap Time	Spd	Lap	Split 1	Split 2	Split 3	Split 4	Lap Time	Spd
<b>50 Callum SPRIGGS (QLD) (12th)</b>													
3	11.802	14.202	30.325	27.265	1:23.594	242	1	16.461	15.852	32.832	28.818	1:33.963 P	
4	11.589	14.266	30.734	27.335	1:23.924	242	2	12.480	14.825	31.348	27.519	1:26.172	220
5	11.512	14.122	<b>30.179</b>	27.130	1:22.943	240	3	12.362	14.720	31.323	27.653	1:26.058	230
6	11.487	14.153	30.728	27.031	1:23.399	241	4	11.774	14.410	30.837	27.136	1:24.157	237
7	<b>11.362</b>	<b>14.050</b>	30.185	<b>26.859</b>	<b>1:22.456</b>	241	5	11.634	14.472	<b>30.833</b>	27.146	<b>1:24.085</b>	241
8	11.568	14.143	30.321	11:58.008	12:54.040	236	6	<b>11.619</b>	<b>14.400</b>	30.850	27.301	1:24.170	241
9	21.649	17.858	34.513	29.673	1:43.693 P		7	11.697	14.513	30.895	<b>27.005</b>	1:24.110	242
10	12.470	15.072	35.128	28.261	1:30.931	229	8	11.647	14.403	30.960	6:14.656	7:11.666	236
11	11.849	14.320	30.556	27.157	1:23.882	238	9	19.008	16.642	34.944	29.068	1:39.662 P	
12	11.460	14.177	30.308	27.281	1:23.226	241	10	13.186	15.587	31.127	27.311	1:27.211	231
13	11.687	14.298	30.506	27.132	1:23.623	238	11	11.715	14.499	31.064	27.401	1:24.679	238
14	11.644	14.144	30.451	27.337	1:23.576	237	12	11.990	14.451	33.328	31.755	1:31.524	237
15	11.589	14.188	30.459	27.202	1:23.438	238	13	12.344	15.872	34.711	27.908	1:30.835	234
16	11.664	14.224	30.572	27.437	1:23.897	240	14	12.546	16.126	32.850	2:42.981	3:44.503	232
17					1:23.507		15	26.881	18.663	34.446	1:02.560	2:22.550 P	
							16	15.451	15.164	32.122	28.113	1:30.850 P	
<b>25 Daniel FALZON (SA) (2nd)</b>													
1	20.544	15.373	31.718	2:27.047	3:34.682 P								
2	19.842	15.397	31.572	27.942	1:34.753 P								
3	11.593	14.288	30.966	11:38.688	12:35.535	238	1	15.404	15.168	31.628	27.702	1:29.902 P	
4	28.994	15.185	31.169	27.589	1:42.937 P		2	11.689	14.171	<b>30.551</b>	<b>27.156</b>	1:23.567	242
5	11.400	14.011	32.349	27.110	1:24.870	239	3	<b>11.390</b>	<b>14.103</b>	30.604	27.162	<b>1:23.259</b>	245
6	<b>11.223</b>	13.934	30.039	26.570	1:21.766	239	4	11.420	14.217	30.686	27.288	1:23.611	245
7	11.245	14.037	29.984	26.687	1:21.953	238	5	11.888	14.967	38.095	31.383	1:36.333	244
8	11.256	<b>13.905</b>	<b>29.654</b>	<b>26.516</b>	<b>1:21.331</b>	239	6	11.553	14.499	31.538	7:32.788	8:30.378	244
							7	17.030	16.305	32.476	27.830	1:33.641 P	
							8	11.577	14.250	30.715	27.560	1:24.102	239
<b>47 Wayne MAXWELL (VIC) (3rd)</b>													
1	15.483	15.347	31.914	27.530	1:30.274 P		9	11.572	14.310	30.973	27.679	1:24.534	242
2	11.522	14.077	30.346	26.978	1:22.923	239	10	13.940	18.060	32.129	28.706	1:32.835	237
3	11.433	13.934	30.078	26.950	1:22.395	241	11	11.458	14.186	30.931	27.376	1:23.951	242
4	11.332	14.043	30.089	27.242	1:22.706	240	12	13.193	19.800	34.366	27.569	1:34.928	241
5	11.370	14.074	30.072	26.961	1:22.477	241	13	11.582	17.300	32.054	2:22.662	3:23.598	243
6	11.785	15.249	32.812	8:08.052	9:07.898	241	14	35.804	15.746	33.068	2:05.679	3:30.297 P	
7	15.581	14.885	30.871	27.071	1:28.408 P		15	18.304	15.058	31.073	27.714	1:32.149 P	
8	11.505	14.055	30.003	26.721	1:22.284	241							
9	11.308	14.041	29.810	26.675	1:21.834	241	<b>65 Cru HALLIDAY (NSW) (1st)</b>						
10	11.287	13.908	<b>29.672</b>	26.696	<b>1:21.563</b>	241	1	23.513	17.672	34.425	28.864	1:44.474 P	
11	11.172	13.872	30.478	<b>26.641</b>	1:22.163	241	2	12.271	15.460	31.997	27.185	1:26.913	236
12	<b>11.160</b>	14.008	29.738	26.692	1:21.598	241	3	11.571	13.974	30.400	26.743	1:22.688	239
13	12.080	15.221	31.724	1:31.116	2:30.141	242	4	11.448	13.920	30.313	26.896	1:22.577	242
14	18.203	14.132	30.033	27.085	1:29.453 P		5	11.410	13.961	30.102	26.754	1:22.227	241
15	11.282	13.843	29.821	26.747	1:21.693	236	6	11.340	13.907	30.353	26.969	1:22.569	240
16	11.253	<b>13.799</b>	29.808	26.804	1:21.664	239	7	<b>11.324</b>	17.076	34.721	5:09.469	6:12.590	240

*Scott Laing*  
 Chief Time Keeper - Scott Laing

Clerk of Course - Simon Maas



Computime Race Timing Systems Pty Ltd © 1996  
 Licensed to Computime Race Timing Systems

[www.computime.com.au](http://www.computime.com.au)

COMPUTIME RACE TIMING SYSTEMS PTY LTD



ASBK.COM.AU f t i y

# Winton Motor Raceway : OFFICIAL TEST : April 11 & 12

## SUPERBIKE

### Practice 4

Date: 11/04/17  
 Event: P11  
 Weather: Sunny - 21.7C  
 Track: Dry - 32.5C



Started at: 15:26:24  
 Laps: 30 Min  
 Starters: 17  
 Printed at: 16:07

## SPLIT TIMES

Lap	Split 1	Split 2	Split 3	Split 4	Lap Time	Spd	Lap	Split 1	Split 2	Split 3	Split 4	Lap Time	Spd
8	15.170	14.621	31.267	27.576	1:28.634 P		14	12.126	15.152	31.846	28.551	1:27.675	236
9	11.489	13.949	30.115	27.048	1:22.601	241							
10	11.456	13.893	30.145	26.563	1:22.057	241	<b>78 Nathan SPITERI (VIC) (17th)</b>						
11	11.400	13.761	30.158	26.577	1:21.896	241	1	23.794	15.623	32.535	28.997	1:40.949 P	
12	11.454	13.854	30.123	26.883	1:22.314	242	2	12.604	<b>14.885</b>	31.964	29.081	1:28.534	218
13	11.396	16.722	36.985	4:00.240	5:05.343	241	3	12.490	15.012	31.963	28.681	1:28.146	227
14	17.364	18.643	34.226	27.572	1:37.805 P		4	12.099	14.999	<b>31.913</b>	<b>28.661</b>	<b>1:27.672</b>	229
15	11.518	13.903	29.742	26.452	1:21.615	238	5	12.253	15.215	32.582	1:52.905	2:52.955	228
16	11.356	<b>13.739</b>	<b>29.715</b>	<b>26.322</b>	<b>1:21.132</b>	240	6	19.187	17.798	33.878	7:01.140	8:12.003 P	
							7	19.443	15.491	32.652	29.023	1:36.609 P	
							8	12.410	15.002	32.058	28.738	1:28.208	226
<b>67 Bryan STARING (WA) (6th)</b>							9	<b>12.008</b>	15.134	32.171	28.697	1:28.010	230
1	18.511	16.427	32.183	27.969	1:35.090 P		10	12.109	14.947	32.150	28.850	1:28.056	229
2	11.728	14.440	30.691	27.299	1:24.158	233	11	12.257	15.122	32.233	28.807	1:28.419	227
3	11.558	14.664	32.395	27.721	1:26.338	235	12	12.139	15.201	31.926	28.776	1:28.042	231
4	11.625	14.452	30.997	27.642	1:24.716	237	13	13.168	16.535	33.833	29.084	1:32.620	223
5	12.200	15.238	32.375	9:25.599	10:25.412	237							
6	17.392	15.258	31.118	27.295	1:31.063 P		<b>83 Kyle BUCKLEY (QLD) (10th)</b>						
7	11.479	14.284	30.350	27.087	1:23.200	236	1	16.845	16.634	32.938	28.246	1:34.663 P	
8	11.557	14.218	30.176	26.858	1:22.809	236	2	12.012	15.075	31.516	27.632	1:26.235	237
9	11.457	14.175	30.251	26.846	1:22.729	239	3	11.681	14.294	31.263	27.331	1:24.569	241
10	12.076	15.159	31.287	1:33.837	2:32.359	235	4	11.491	14.329	30.891	27.779	1:24.490	241
11	17.691	15.676	31.280	27.611	1:32.258 P		5	11.851	14.272	30.749	27.302	1:24.174	245
12	11.665	14.236	30.473	26.932	1:23.306	238	6	11.456	<b>14.212</b>	31.115	27.577	1:24.360	243
13	11.488	14.155	<b>30.141</b>	<b>26.817</b>	1:22.601	238	7	11.560	14.313	30.806	<b>27.120</b>	<b>1:23.799</b>	243
14	<b>11.332</b>	14.114	30.261	26.865	<b>1:22.572</b>	237	8	11.438	14.379	31.112	5:56.200	6:53.129	242
15	12.254	15.206	31.090	1:20.208	2:18.758	237	9	14.964	15.242	31.816	27.768	1:29.790 P	
16	19.755	15.409	30.882	27.466	1:33.512 P		10	11.695	14.216	<b>30.516</b>	27.753	1:24.180	239
17	11.469	<b>14.100</b>	30.267	27.016	1:22.852	238	11	11.567	14.255	30.806	27.234	1:23.862	245
							12	<b>11.393</b>	14.301	31.021	27.300	1:24.015	244
<b>68 Mitch LEVY (NSW) (15th)</b>							13	11.474	14.304	31.016	27.339	1:24.133	242
1	16.844	16.201	34.194	29.282	1:36.521 P		14	11.529	14.443	31.457	27.526	1:24.955	242
2	12.521	15.357	32.490	28.486	1:28.854	231	15	11.477	14.938	30.944	27.453	1:24.812	243
3	12.022	14.972	31.853	28.074	1:26.921	238	16	11.523	14.472	31.242	27.461	1:24.698	241
4	11.838	15.227	31.937	28.448	1:27.450	239	17	11.515	14.409	30.976	28.097	1:24.997	242
5	12.482	15.468	32.901	28.378	1:29.229	235							
6	11.991	50.466	37.074	7:36.896	9:16.427	241	<b>178 Michael BLAIR (NSW) (7th)</b>						
7	16.590	15.523	32.246	29.744	1:34.103 P		1	15.762	15.308	32.604	27.766	1:31.440 P	
8	12.115	15.016	31.696	<b>27.969</b>	1:26.796	233	2	11.872	15.836	35.883	27.474	1:31.065	237
9	<b>11.800</b>	<b>14.787</b>	<b>31.229</b>	29.055	1:26.871	238	3	11.811	14.276	30.542	27.261	1:23.890	241
10	11.843	14.825	31.493	28.092	1:26.253	238	4	11.588	14.268	30.362	<b>26.995</b>	1:23.213	241
11	11.826	14.791	31.514	28.020	<b>1:26.151</b>	237	5	11.615	14.238	30.221	27.165	1:23.239	243
12	11.960	15.230	32.559	1:38.417	2:38.166	238	6	11.619	14.191	30.207	27.095	1:23.112	243
13	16.303	15.506	31.963	28.302	1:32.074 P								

*Scott Laing*  
 Chief Time Keeper - Scott Laing

Clerk of Course - Simon Maas



Computime Race Timing Systems Pty Ltd © 1996  
 Licensed to Computime Race Timing Systems

[www.computime.com.au](http://www.computime.com.au)

COMPUTIME RACE TIMING SYSTEMS PTY LTD



ASBK.COM.AU f t i y

# Winton Motor Raceway : OFFICIAL TEST : April 11 & 12

## SUPERBIKE

### Practice 4

Date: 11/04/17  
 Event: P11  
 Weather: Sunny - 21.7C  
 Track: Dry - 32.5C

Started at: 15:26:24  
 Laps: 30 Min  
 Starters: 17  
 Printed at: 16:07

### SPLIT TIMES

Lap	Split 1	Split 2	Split 3	Split 4	Lap Time	Spd	Lap	Split 1	Split 2	Split 3	Split 4	Lap Time	Spd
7	12.575	15.453	32.300	7:41.019	8:41.347	239	14	11.535	14.326	32.617	1:26.172	2:24.650	242
8	14.751	14.700	30.848	27.337	1:27.636 P		15	14.854	14.514	30.777	27.225	1:27.370 P	
9	11.708	14.273	32.289	34.191	1:32.461	239	16	<u>11.510</u>	14.264	30.267	27.219	1:23.260	240
10	15.054	18.704	32.128	27.549	1:33.435	165	17	11.565	<u>14.148</u>	<u>30.194</u>	27.195	<u>1:23.102</u>	241
11	11.677	18.208	31.394	1:19.086	2:20.365	241							
12	16.046	17.124	31.631	27.553	1:32.354 P								
13	11.655	14.296	30.425	27.323	1:23.699	239							


*Scott Laing*  
 Chief Time Keeper - Scott Laing

Clerk of Course - Simon Maas

Computime Race Timing Systems Pty Ltd © 1996  
 Licensed to Computime Race Timing Systems

[www.computime.com.au](http://www.computime.com.au)

COMPUTIME RACE TIMING SYSTEMS PTY LTD





ASBK.COM.AU f t i y

# Winton Motor Raceway : OFFICIAL TEST : April 11 & 12

## SUPERBIKE

### Practice 4

Date: 11/04/17  
 Event: P11  
 Weather: Sunny - 21.7C  
 Track: Dry - 32.5C

Started at: 15:26:24  
 Laps: 30 Min  
 Starters: 17  
 Printed at: 16:07

### FASTEST LAPS SEQUENCE

Race Time	No	Name	Machine	Fastest Lap	On Lap
1:37.016	67	Bryan STARING (WA)	Honda CBR RR	1:35.090	1
1:47.352	83	Kyle BUCKLEY (QLD)	Kawasaki ZX10R	1:34.663	1
1:49.677	50	Callum SPRIGGS (QLD)	Ducati Panigale	1:33.963	1
2:21.255	178	Michael BLAIR (NSW)	Yamaha YZF-R1	1:31.440	1
2:25.499	47	Wayne MAXWELL (VIC)	Yamaha YZF-R1	1:30.274	1
2:26.403	56	Troy GUENTHER (QLD)	BMW S RR	1:29.902	1
3:01.174	67	Bryan STARING (WA)	Honda CBR RR	1:24.158	2
3:48.422	47	Wayne MAXWELL (VIC)	Yamaha YZF-R1	1:22.923	2
5:10.817	47	Wayne MAXWELL (VIC)	Yamaha YZF-R1	1:22.395	3
9:34.173	65	Cru HALLIDAY (NSW)	Yamaha YZF-R1	1:22.227	5
21:16.424	47	Wayne MAXWELL (VIC)	Yamaha YZF-R1	1:21.834	9
22:37.987	47	Wayne MAXWELL (VIC)	Yamaha YZF-R1	1:21.563	10
30:22.019	25	Daniel FALZON (SA)	Yamaha YZF-R1	1:21.331	8
33:32.729	65	Cru HALLIDAY (NSW)	Yamaha YZF-R1	1:21.132	16


*Scott Laing*  
 Chief Time Keeper - Scott Laing

Clerk of Course - Simon Maas

Computime Race Timing Systems Pty Ltd © 1996  
 Licensed to Computime Race Timing Systems

[www.computime.com.au](http://www.computime.com.au)

COMPUTIME RACE TIMING SYSTEMS PTY LTD





ASBK.COM.AU f t i y

# Winton Motor Raceway : OFFICIAL TEST : April 11 & 12

## SUPERBIKE

### Practice 4

Date: 11/04/17  
 Event: P11  
 Weather: Sunny - 21.7C  
 Track: Dry - 32.5C

Started at: 15:26:24  
 Laps: 30 Min  
 Starters: 17  
 Printed at: 16:07

### BEST PARTIAL TIMES

Pos	Split 1		Split 2		Split 3		Split 4		LAP		Ideal	Fastest
	Name	Time	Name	Time	Name	Time	Name	Time	Name	Time		
1	W. MAXWELL	11.160	C. HALLIDAY	13.739	D. FALZON	29.654	C. HALLIDAY	26.322	C. HALLIDAY	1:21.100	1:21.132	
2	D. FALZON	11.223	W. MAXWELL	13.799	W. MAXWELL	29.672	D. FALZON	26.516	W. MAXWELL	1:21.272	1:21.563	
3	J. WATERS	11.250	J. WATERS	13.896	C. HALLIDAY	29.715	J. WATERS	26.566	D. FALZON	1:21.298	1:21.331	
4	C. HALLIDAY	11.324	D. FALZON	13.905	J. WATERS	29.850	W. MAXWELL	26.641	J. WATERS	1:21.562	1:21.622	
5	B. STARING	11.332	R. BUGDEN	14.050	B. STARING	30.141	B. STARING	26.817	B. STARING	1:22.390	1:22.572	
6	R. BUGDEN	11.362	B. STARING	14.100	R. BUGDEN	30.179	A. PHILLIS	26.826	R. BUGDEN	1:22.450	1:22.456	
7	T. GUENTHER	11.390	T. GUENTHER	14.103	M. BLAIR	30.194	R. BUGDEN	26.859	M. BLAIR	1:22.847	1:23.102	
8	K. BUCKLEY	11.393	A. PHILLIS	14.104	K. BUCKLEY	30.516	M. BLAIR	26.995	A. PHILLIS	1:23.018	1:23.241	
9	A. PHILLIS	11.500	M. BLAIR	14.148	T. GUENTHER	30.551	C. SPRIGGS	27.005	T. GUENTHER	1:23.200	1:23.259	
10	T. HERFOSS	11.505	K. BUCKLEY	14.212	A. PHILLIS	30.588	K. BUCKLEY	27.120	K. BUCKLEY	1:23.241	1:23.799	
11	M. BLAIR	11.510	M. WALTERS	14.260	M. WALTERS	30.618	T. GUENTHER	27.156	M. WALTERS	1:23.726	1:23.836	
12	M. WALTERS	11.529	C. SPRIGGS	14.400	C. SPRIGGS	30.833	M. WALTERS	27.319	C. SPRIGGS	1:23.857	1:24.085	
13	C. SPRIGGS	11.619	T. HERFOSS	14.637	M. LEVY	31.229	T. HERFOSS	27.322	T. HERFOSS	1:24.809	1:25.098	
14	M. LEVY	11.800	T. GIBSON	14.669	B. McINTYRE	31.268	B. McINTYRE	27.725	B. McINTYRE	1:25.548	1:25.934	
15	T. GIBSON	11.813	B. McINTYRE	14.690	T. HERFOSS	31.345	T. GIBSON	27.809	M. LEVY	1:25.785	1:26.151	
16	B. McINTYRE	11.865	M. LEVY	14.787	T. GIBSON	31.858	M. LEVY	27.969	T. GIBSON	1:26.149	1:26.187	
17	N. SPITERI	12.008	N. SPITERI	14.885	N. SPITERI	31.913	N. SPITERI	28.661	N. SPITERI	1:27.467	1:27.672	



*Scott Laing*  
 Chief Time Keeper - Scott Laing

Clerk of Course - Simon Maas

Computime Race Timing Systems Pty Ltd © 1996  
 Licensed to Computime Race Timing Systems

[www.computime.com.au](http://www.computime.com.au)

COMPUTIME RACE TIMING SYSTEMS PTY LTD







ASBK.COM.AU f t i y

# Winton Motor Raceway : OFFICIAL TEST : April 11 & 12

## SUPERBIKE

### Combined Practices

### MERGED CLASSIFICATION

Date: 11/04/17

Printed at: 16:07

Pos	No	Name	Machine	Event P02	Event P05	Event P08	Event P11	Fastest Lap
1	65	Cru HALLIDAY (NSW) / Yamaha Finance / Yamaha Insurance / Ipone	Yamaha YZF-R1	1:24.814	1:22.149	1:22.219	1:21.132	1:21.132
2	25	Daniel FALZON (SA) / JD Racing / Caterpillar / YRT / Slime Australia / Mainline Dynolog Dyno.	Yamaha YZF-R1	1:23.670	1:22.469	1:21.451	1:21.331	1:21.331
3	47	Wayne MAXWELL (VIC) / Yamaha Racing Team	Yamaha YZF-R1	1:23.951	1:22.462	1:21.926	1:21.563	1:21.563
4	21	Josh WATERS (VIC) / Team Suzuki ECSTAR / AirRoad / Pirelli / Swann Ins. / Pepper Money	Suzuki GSX-R	1:24.599	1:23.930	1:22.240	1:21.622	1:21.622
5	24	Robert BUGDEN (QLD) / Kawasaki BCperformance / Kawasaki Motors Aust. / Iceberg Enterprises	Kawasaki ZX10R	1:24.096	1:22.647	1:22.343	1:22.456	1:22.343
6	67	Bryan STARING (WA) / Crankt Protein Honda Racing / Honda Genuine / Pirelli / Alpinestars	Honda CBR RR	1:24.785	1:23.173	1:23.661	1:22.572	1:22.572
7	1	Troy HERFOSS (QLD) / Crankt Protein Honda Racing / Honda Genuine / Pirelli / Alpinestars	Honda CBR RR	1:27.142	1:22.874	1:22.986	1:25.098	1:22.874
8	178	Michael BLAIR (NSW) / Yamaha YRT / Gosford Classic Car Museum / Ipone / YMI / John Singleton Grp	Yamaha YZF-R1	1:26.495	1:23.494	1:23.759	1:23.102	1:23.102
9	20	Alex PHILLIS (VIC) / Race Dynamics Aprilia / Be A Racer	Yamaha YZF-R1	1:27.316	1:24.553	1:24.699	1:23.241	1:23.241
10	56	Troy GUENTHER (QLD) / Saint Unbreakable / BMW	BMW S RR	1:27.197	1:24.241	1:23.465	1:23.259	1:23.259
11	83	Kyle BUCKLEY (QLD) / Kawasaki BCperformance / Kawasaki Motors Aust. / Iceberg Enterprises	Kawasaki ZX10R	1:25.957	1:24.435	1:23.556	1:23.799	1:23.556
12	12	Matt WALTERS (NSW) / Swann Insurance / Kawasaki Aust. / Repsol / Rover Coaches / RST / Raceart	Kawasaki ZX10R	1:26.734	1:25.127	1:24.367	1:23.836	1:23.836
13	9	Sloan FROST (NZ)	Suzuki GSX-R	1:25.915	1:23.859	1:24.701		1:23.859
14	50	Callum SPRIGGS (QLD) / Ducati Aust. / QBE Insurance / Pirelli / Motul / Gibson Freight / INOX	Ducati Panigale	1:27.196	1:24.585	1:25.053	1:24.085	1:24.085
15	68	Mitch LEVY (NSW) / ATR / YRD	Yamaha YZF-R1	1:28.988	1:25.751		1:26.151	1:25.751
16	6	Brendan McINTYRE (NSW) / Western M-cycles Sydney / Ric Pobjoy Racing / Motul Oils / RK Chains	Suzuki GSX-R	1:27.462	1:27.321	1:26.266	1:25.934	1:25.934
17	22	Trent GIBSON (VIC)	Yamaha YZF-R1	1:31.109	1:27.991	1:26.962	1:26.187	1:26.187
18	78	Nathan SPITERI (VIC) / Livson TBR / Konnect / Repsol Oil / RST / LS2 / Viking Mini Loaders	Kawasaki ZX10R	1:45.892	1:29.891	1:28.012	1:27.672	1:27.672

Sally

Chief Time Keeper - Spott Laing

Clerk of Course - Simon Maas

Computime Race Timing Systems Pty Ltd © 1996  
Licensed to Computime Race Timing Systems

[www.computime.com.au](http://www.computime.com.au)

**COMPUTIME RACE TIMING SYSTEMS PTY LTD**

